



Product Installation Instructions

Roth DWT Lube Oil Tanks-Hose Reel Bracket Mounting Instructions

I Hose Reel Bracket Models

Three Hose Reel Mounting Brackets are available for the Roth DWT based on tank size:

PN 2315000201 Roth Reel Bracket (400L, 620L, 1000L)

PN 2315000202 Roth Reel Bracket (1000LH)

PN 2315000203 Roth Reel Bracket (1500L)

Please be certain that the proper bracket has been selected.

II Unpacking

The Roth Hose Reel Bracket is packaged in a sturdy corrugated box with (4) mounting clips, (4) fasteners and stop nuts. Inspect package upon receipt for any damage or missing components and contact shipper with any damage claims. Figure 1




Fig 1

III Hose Reel Bracket Installation on Tank Top

- A) Tools required: 7/16" end or socket wrenches
- B) Be sure that the bracket legs engage the inside edges of the tank top lip and that the bracket openings are aligned with the connections on the tank. (Figures 2 and 3)
- C) Insert the threaded fastener through the bracket leg from the inside. (Figure 4)
- D) Install the mounting clip over the fastener with clip engaged with tank lip and start the nut (Figures 5 and 6)
- E) Tighten nut while maintaining clip alignment to 10-15 ft/lbs. DO NOT OVER-TIGHTEN (Figure 7)
- F) Repeat steps A) through E) for each of the four bracket clips.




Fig 2



Fig 3




Fig 4



Fig 5



Fig 6




Fig 7



Product Installation Instructions

Roth DWT Lube Oil Tanks-Hose Reel Bracket Mounting Instructions

IV Hose Reel Mounting

The Roth Hose Reel Bracket is predrilled to accept selected Hose Reel models manufactured by Balcrank and Zee Line/National-Spencer. Other models and manufacturers can be mounted on the Roth Hose Reel Bracket by drilling the bracket in the field to match specific mounting requirements (Figure 8)

CAUTION-Whenever Hose Reels are mounted on the Roth DWT Oil Storage Tank, tank tie down kits are required to avoid spills and risk of personal injury due to tank tip-over.



Fig 8

V Pump and Accessory Mounting

Pumps, fluid meters, and other lube related accessories may be mounted on the Roth Hose Reel Bracket. The total equipment weight mounted on a single tank should not exceed 100lbs/45Kg.

Please contact Roth Technical Department using the contact information below with any questions.

HRBINST 13015